

SELECTRONIC™ URINAL FLUSH VALVE
BATTERY POWERED, SENSOR OPERATED, 1.0 GPF



GENERAL DESCRIPTION:

Exposed, Battery Powered, Sensor Operated Selectronic™ Urinal Flush Valve for 3/4" top spud urinals.

Inlet includes 3/4" I.P.S. angle stop with back-flow protection, vandal-resistant cap, sweat solder kit, cover tube and wall flange.

Outlet includes 3/4" vacuum breaker with adjustable tailpiece, spud coupling and flange.

PRODUCT FEATURES:

- Electronic flush valve with Selectronic™ proximity system for “Hands Free” operation
- Self-Cleaning Piston operation helps prevent clogging and reduces maintenance
- Positive seal ensures leak-free performance
- Fully Mechanical Manual Override Button can flush urinal during a power outage
- Stadium Feature: Valve automatically switches to water conservation mode during periods of heavy usage
- Range can be adjusted manually or by remote control
- Sensor & electronic controls are fully enclosed and water resistant
- Automatically flushes after 24 hours of non-use to maintain trap seal
- Safety timer helps prevent vandalism by turning off the valve if sensor is covered for more than 1 minute
- 3-second Flush Delay
- Low Battery indicator
- Battery can be changed without turning off the water
- Factory-installed 6V lithium battery included
- Can be installed left or right-handed
- ADA compliant

MODEL NUMBER:

- ❑ **6063.101.002** Flush Valve for 3/4" top spud urinals, 1.0 gpf.
- ❑ **6063.510.002** Retrofit for Existing Flush Valves, 1.0 gpf. Replaces industry standard manual and electronic valves. Does not include the vacuum breaker assembly, angle stop or sweat solder kit.

OPERATING PRESSURE:

Overall Range: 20-125 psi**

Recommended: 20 psi (Flowing)-80 psi (static)

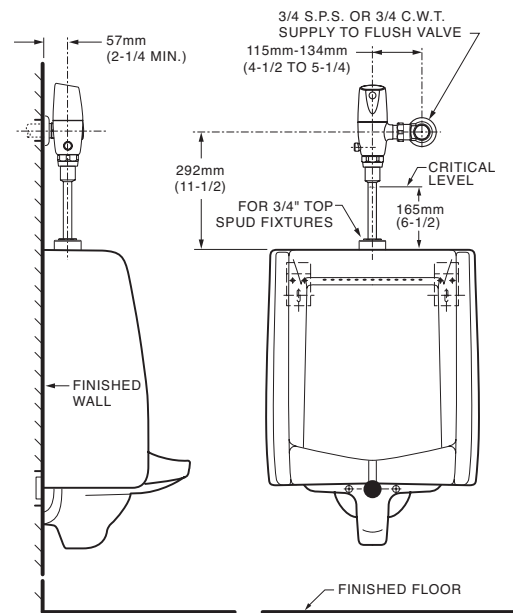
**Water pressure over 80 psi is not recommended for most plumbing fixtures.

BATTERY LIFE:

Up to 4-year life (approx. 200,000 cycles)

ACCESSORIES:

- Cast wall flanges (3/4", 1" & 1-1/2")



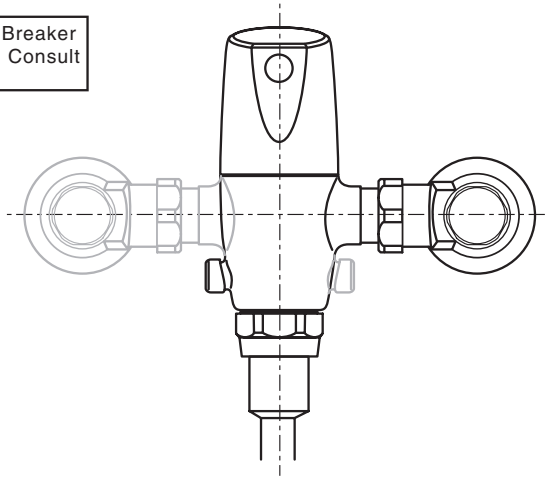
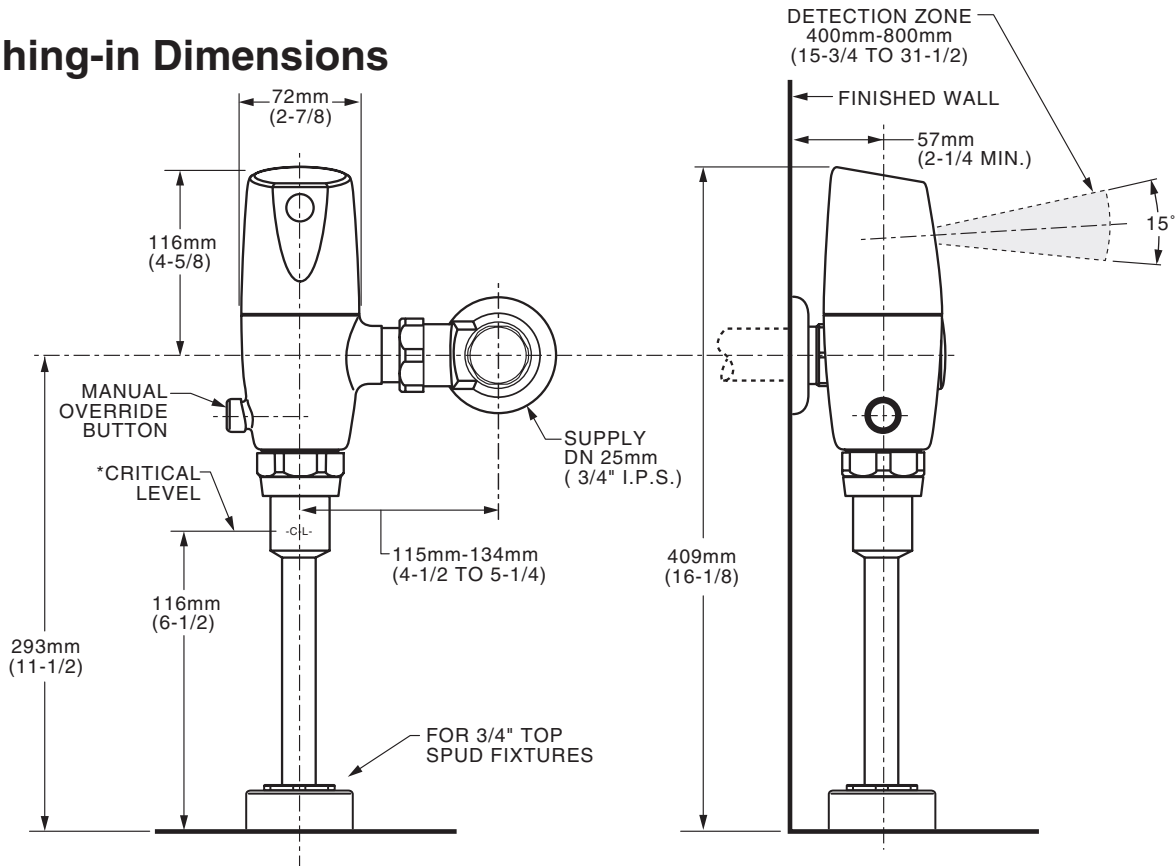
RECOMMENDED SPECIFICATION:

Electronic proximity infrared sensor activated urinal flush valve shall feature self-cleaning piston valve. Includes a fully mechanical manual over-ride that can provide a complete flush without battery power. Includes cast brass valve body and metal cover with chrome finish, vandal resistant stop cap and lithium battery. Angle stop with back-flow protection and vacuum breaker included. 1.0 gpf / 3.8 Lpf Flush valve shall be American Standard Model # 6063.101.002.

LISTINGS:

- ASSE 1037
- ANSI/ASME A112.19.2
- ADA Compliant

Roughing-in Dimensions



Right or Left Hand Installation